

4.5" x 4.5" – wall wash

id®



CFL



features

Overlap trim features:

- One piece die-cast construction creates seamless integration with reflector eliminating mitered corners.
- Die-cast flange maintains tight fit of reflector corners.
- **SmartLock™** clip allows for quick removal and re-assembly of trim components for field painting.

Flush trim features:

- Minimal .225" thick self flanged trim integrates seamlessly into drywall ceilings.
- Flush flange requires no field painting.

Centered optics achieved with **CenterLock™** die-cast socket cup which locates and locks 18, 26 or 32 watt lamp in center of aperture.

LampAlign™ allows installation of upper reflector in any direction regardless of housing direction. Lamps are aligned for consistent appearance and light distribution.

Reflector design eliminates tabs in corners for a seamless look with no light leaks.

1" tall housing collar rotates up to 90° for easy alignment

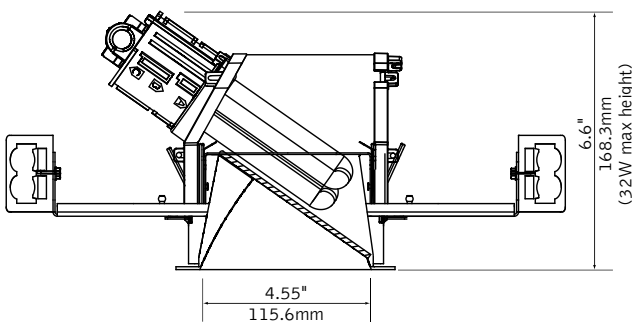
55-degree cut-off to lamp and its image.

lens detail

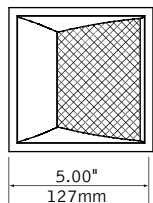


MicroGlow

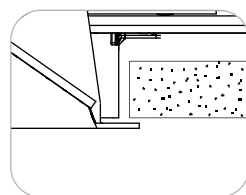
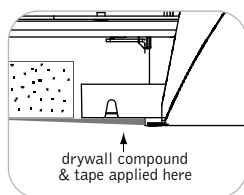
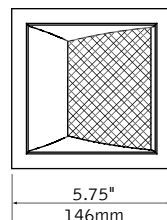
dimensional data



flush trim

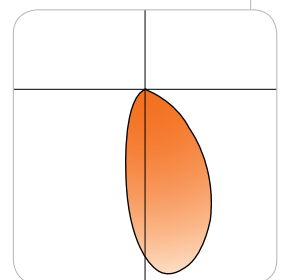


overlap trim



performance

1-Lamp 32W Triple Tube
Wall Wash Optic, Clear Specular
31% Efficiency
579 cd @ 10°



Visit focalpointlights.com for complete photometric data.

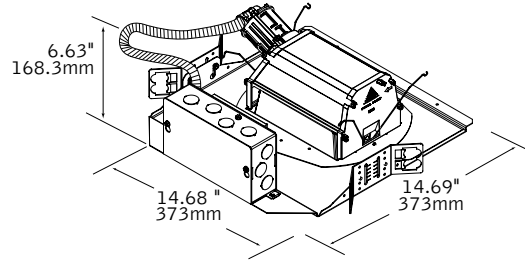
aoril 2011 D

fixture:

project:

details

t-rated housing non-ic



specifications

housing

Frame features up to 90-degree locking adjustment of aperture after installation for parallel alignment to walls or adjacent fixtures.

Frame may be installed into ceiling thicknesses up to 1". For thicker ceiling consult factory.

Flex conduit with screw tight fittings mechanically fasten to CenterLock™ socket cup. CenterLock™ provides proper venting for lamps.

Butterfly brackets allow mounting to ½ emt. Order bar hangers as an accessory. Galvanized steel frame includes large Junction box 7" x 3.5" with (10) ½" pry outs. UL listed for through branch wiring, four #12 90°C conductors.

upper reflector

Multi-faceted steel upper reflector mounts to die cast end caps and is finished in High Reflectance White powder coat. Adjustable socket cup allows 18, 26 and 32W lamps to be centered in the optic to maintain optimal performance.

trim

Lower reflector provides 55-degree cut off to lamp and lamp image.

.125" thick MicroGlow™ micro prism lens provides uniform distribution, lamp obscuration.

Parabolic aluminum fastens to die-cast flange on overlap trim. Flush trim option for drywall installations features a minimal reflector flange.

Trim attaches to upper reflector via torsion springs.

Consult factory for custom reflector finishes.

Upper reflector and lower reflector ship separately from housing frame to avoid construction abuse.

electrical

Luminaires are pre-wired for single circuit with thermally protected Class "P" program start <10% THD electronic ballast.

Consult factory for dimming specifications and availability.

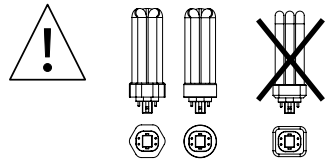
UL Listed.

Integral emergency battery test switch and indicator light in optic.

Rotary lock socket allows for easy lamp removal and reduces lamp breakage.

One lamp triple tube compact fluorescent, 18W (GX24q-2), 32W/42W (Gx24q-3). OSi and GE lamps only.

finish



Trim flange, end caps and upper reflector finished in polyester powder coat over a 5-stage pre-treatment.

housing ordering

housing series	FC44
ID CFL Square Housing	FC44
lamp	
(OSI & GE lamps only)	
18W Triple Tube, GX24q-2	18TT
26W Triple Tube, GX24q-3 (Includes wattage restriction label)	26TT
32W Triple Tube, GX24q-3	32TT
ballast	
Electronic Program Start <10% THD	S
Electronic Dimming Ballast*	D
voltage	
120V	120
277V	277
347V	347
faceplate type	
Square Flush	SF
Square Overlap	SO
housing type	T
Thermally Protected, Non-IC	T
factory options	
Chicago Plenum	CP
Emergency Battery Pack*	EM
HLR/GLR Fuse	FU
Include 3000K Lamp	L830
Include 3500K Lamp	L835
Include 4100K Lamp	L841

trim ordering

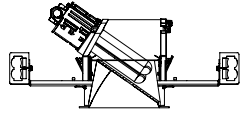
trim aperture	D44
4.5" Square Aperture	D44
faceplate type	
Square Flush	SF
Square Overlap	SO
optic	WWMG
Wall Wash MicroGlow Lens	WWMG
color	
Clear Specular	CS
Clear Diffuse	CD
Warm Diffuse	WD
Silver Talc Diffuse	TD
flange finish	
(for SO option only)	
White	WH
Black	BK
Titanium Silver	TS
Aluminum Raw	AL

a complete unit consists of two line items, housing and trim
example: FC44-32TT-S-120-SO-T
D44-SO-WWMG-CD-WH

* for more information see Reference section.

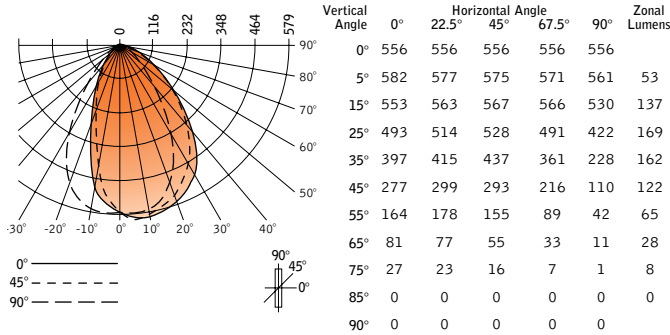
4.5"x4.5" – wall wash

id®



Filename: D44WWMGCS32TT.IES
 Catalog #: FC44-32TT-U-SO-T, D44-S0-WWMG-CS-WH
 Efficiency: 31%
 Photometric Report #: 13975.0

CANDLEPOWER DISTRIBUTION



LUMEN SUMMARY

	Zone Lumens	% Lamp	% Fixt
0°-30°	359	14.9	42.8
0°-40°	521	21.7	70
0°-60°	708	29.5	95.1
0°-90°	744	31	100
Total Luminaire	744	31	100

CO-EFFICIENTS OF UTILIZATION

	Floor				Ceiling				Wall				RCR 0			
	70	50	30	10	70	50	30	10	70	50	30	10	70	50	30	10
1	35	34	33	32	34	33	32	32	31	31	30	30	29	28	28	26
2	33	31	30	28	32	31	28	29	27	29	27	28	26	26	26	24
3	31	28	27	25	30	28	25	27	25	26	24	26	24	23	24	22
4	29	26	24	23	28	26	22	25	22	24	22	24	22	21	24	22
5	27	24	22	20	26	24	20	23	20	22	20	22	19	19	22	19
6	25	22	20	18	25	22	18	21	18	21	18	20	18	17	20	18
7	24	20	18	16	23	20	16	20	16	19	16	19	16	16	19	16
8	22	18	16	15	22	18	15	18	15	18	15	17	15	14	17	15
9	20	17	15	13	20	17	13	16	13	16	13	16	13	13	16	13
10	19	16	13	12	19	15	12	15	12	15	12	15	12	11	15	12

Numbers indicate percentage values of reflectivity.

Go to www.focalpointlights.com for additional photometric data.