

equation™ 1x1



Patent Pending

features

Equation blends sleek aesthetics and uniform diffuse illumination while delivering high fixture efficiencies.


Center diffuser features MicroGlow™ prismatic lens technology. Precision molded conical prisms deliver 92% light transmission while controlling high angle brightness.

Patent pending QuickLatch™ hinged diffuser system makes relamping easy.

shielding options

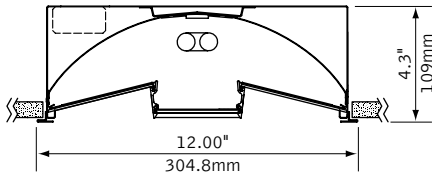


natural anodized side rails



high performance white side rails

dimensional data



lamping options



BIAX LAMPS



CFL LAMPS

details & options



QuickLatch™



daylight/
occupancy sensor


companion luminaire



Equation 2x2,
2x4 & 1x4



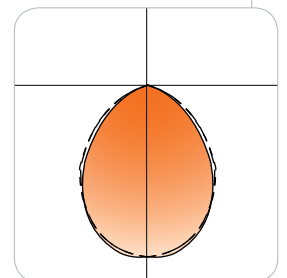
twelve with
MicroGlow™



avenue b with
MicroGlow™

performance

1-Lamp 18W BiAx
60% Efficiency
385 cd @ 5°



Visit focalpointlights.com for complete photometric data.

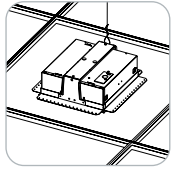
september 18 2009 B

fixture:

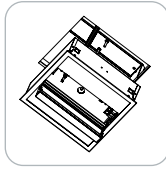
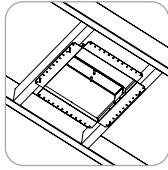
project:

mounting information

Grid



Drywall



grid and drywall cut out dimensions: 12.25" x 11.57"

specifications

construction

One piece 20 Ga. Steel reflector and housing.

20 Ga. Steel ends form finishing housing.

Top and bottom access to ballast.

Housing ships with 20 Ga. galvanized steel mounting yoke.

Weight: 10 lbs

optic

20 Ga. Steel reflectors finished in matte satin white powder coat.

.080" thick frosted white acrylic diffusers.

.125" thick MicroGlow™ miniature prism acrylic lens and .120" thick linear spread lens retained with side rails available in natural anodized aluminum or Matte Satin White.

electrical

Electronic ballasts are thermally protected and have a Class "P" rating.

Consult factory for dimming specifications and availability.

UL and cUL listed.

sensors

Philips Luxsense daylight sensor measures reflected light from the surface below and dims lamp output when the light level exceeds required level. Output may be adjusted by turning the dial. A 0-10V dimming ballast is required.

Wattstopper daylight sensor is a closed loop system that measures total light level from daylight and electric light. A 0-10V dimming ballast is required.

Wattstopper occupancy sensor is a passive infrared sensor designed for cubicles and small offices. It has built-in daylight sensing that will hold lights off when adequate ambient light exists. One sensor controls multiple fixtures.

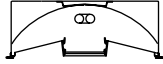
finish

Polyester powder coat applied over a 5-stage pre-treatment.

ordering

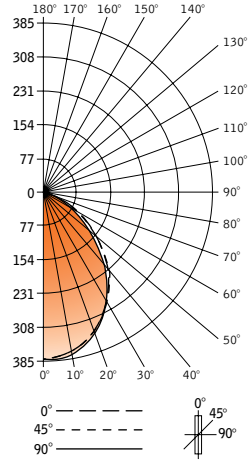
luminaire series	FEQ
Equation	FEQ
nominal size	11
1' x 1'	11
distribution	B
Bi-Directional	B
lamp quantity	
One Lamp	1
Two Lamps (Biax only)	2
lamp type	
18 Watt Biax	BX18
32W Triple Tube, GX24q3	32TT
42W Triple Tube, GX24q3	42TT
ballast	
Electronic Program Start <10% THD	S
Electronic Dimming Ballast* (CFL only)	D
voltage	
120 Volt	120
277 Volt	277
mounting	U
Universal	U
shielding	
Natural Anodized Side Rails	AL
High Performance White Side Rails	WP
factory options	
Chicago Plenum	CP
HLR/GLR Fuse	FU
Include 3000K Lamp	L830
Include 3500K Lamp	L835
Include 4100K Lamp	L841
Lutron™ Sensor Feed* (EcoSystem ballast required)	SF
Philips® Daylight Sensor* (0-10V dimming ballast required)	PY1
WattStopper™ Daylight Sensor* (0-10V dimming ballast required)	WY1
WattStopper™ Occupancy Sensor*	W01
finish	WH
Matte Satin White	WH

natural anodized side rails
equation™ 1x1



Filename: FEQ111BX18AL.IES
Catalog #: FEQ-11-B-1-BX18-S-120-G1-AL-WH
Efficiency: 60%
Test #: 14101.0

CANDLEPOWER DISTRIBUTION



Vertical Angle	0°	22.5°	45°	67.5°	90°	Zonal Lumens
0°	384	384	384	384	384	
5°	385	381	379	379	378	36
15°	361	359	355	354	353	101
25°	315	311	310	313	314	145
35°	247	246	255	258	256	259
45°	163	168	181	187	187	138
55°	94	99	104	110	105	94
65°	54	51	55	54	52	53
75°	24	21	20	19	19	22
85°	3	3	3	2	2	3
90°	0	0	0	0	0	0
95°	0	0	0	0	0	0
105°	0	0	0	0	0	0
115°	0	0	0	0	0	0
125°	0	0	0	0	0	0
135°	0	0	0	0	0	0
145°	0	0	0	0	0	0
155°	0	0	0	0	0	0
165°	0	0	0	0	0	0
175°	0	0	0	0	0	0
180°	0	0	0	0	0	0

Spacing 1.1
Criterion: 1.1

LUMEN SUMMARY

Zone	Lumens	% Lamp	% Fixt
0°-30°	282	22.5	37.6
0°-40°	440	35.2	58.8
0°-60°	672	53.7	89.7
0°-90°	749	59.9	100.0
Total Luminaire	749	59.9	100.0

LUMINANCE DATA (CD/M²)

Vertical Angle	0°	45°	90°
45°	2885	3203	3310
55°	2051	2335	2356
65°	1599	1629	1540
75°	1160	967	919
85°	431	431	287

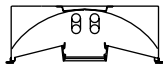
CO-EFFICIENTS OF UTILIZATION

Floor	80	70	20	50	30	10	00
Ceiling	70	50	30	10	50	10	00
Wall	70	50	30	10	50	10	00
RCR 0	71	71	71	71	67	64	61
1	67	65	63	61	65	63	60
2	62	58	55	52	61	5	52
3	58	53	49	46	56	52	45
4	5	48	43	40	52	47	40
5	49	43	38	35	48	42	35
6	46	39	34	31	45	38	31
7	43	35	31	27	42	35	27
8	39	32	27	24	38	32	24
9	36	29	24	21	36	29	21
10	34	26	22	19	33	26	19

Numbers indicate percentage values of reflectivity.

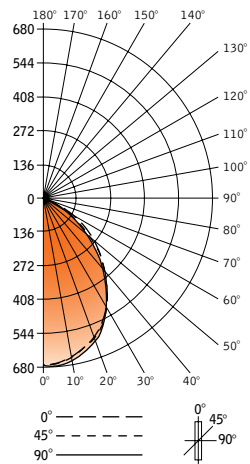
Go to www.focalpointlights.com for additional photometric data.

natural anodized side rails
equation™ 1x1



Filename: FEQ112BX18AL.IES
Catalog #: FEQ-11-B-2-BX18-S-120-G1-AL-WH
Efficiency: 53%
Test #: 14102.0

CANDLEPOWER DISTRIBUTION



Vertical Angle	0°	22.5°	45°	67.5°	90°	Zonal Lumens
0°	677	677	677	677	677	
5°	678	670	670	668	668	64
15°	643	633	627	628	631	179
25°	568	555	554	556	562	528
35°	450	438	451	450	452	281
45°	294	299	315	317	324	240
55°	179	173	183	187	189	163
65°	101	92	96	97	94	95
75°	44	36	34	35	35	38
85°	7	5	4	4	4	5
90°	0	0	0	0	0	0
95°	0	0	0	0	0	0
105°	0	0	0	0	0	0
115°	0	0	0	0	0	0
125°	0	0	0	0	0	0
135°	0	0	0	0	0	0
145°	0	0	0	0	0	0
155°	0	0	0	0	0	0
165°	0	0	0	0	0	0
175°	0	0	0	0	0	0
180°	0	0	0	0	0	0

Spacing 1.1
Criterion: 1.1

LUMEN SUMMARY

Zone	Lumens	% Lamp	% Fixt
0°-30°	501	20.0	37.9
0°-40°	782	31.3	59.1
0°-60°	1185	47.4	89.6
0°-90°	1323	52.9	100.0
Total Luminaire	1323	52.9	100.0

LUMINANCE DATA (CD/M²)

Vertical Angle	0°	45°	90°
45°	5203	5575	5734
55°	3906	3993	4124
65°	2991	2843	2784
75°	2128	1644	1692
85°	1005	574	574

CO-EFFICIENTS OF UTILIZATION

Floor	80	70	20	50	30	10	00
Ceiling	70	50	30	10	50	10	00
Wall	70	50	30	10	50	10	00
RCR 0	63	63	63	63	59	56	54
1	59	57	55	54	58	56	53
2	55	51	49	46	54	51	46
3	51	47	43	40	50	46	40
4	47	42	38	35	46	41	35
5	44	38	34	31	43	37	31
6	41	34	30	27	40	34	27
7	38	31	27	24	37	31	24
8	35	28	24	21	34	28	21
9	32	26	21	19	31	25	19
10	30	23	19	17	29	23	17

Numbers indicate percentage values of reflectivity.

Go to www.focalpointlights.com for additional photometric data.