


softlite™ III 2x4



features

2'x4' semi-recessed indirect with center basket below the ceiling.

High reflectance, low gloss Matte White finish controls glare and provides high efficiency.

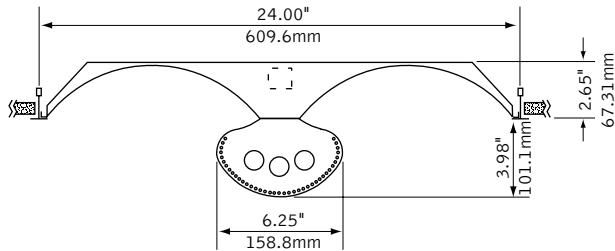
Shallow housing reflectors extend less than 3" above ceiling.

Two-piece endcaps provide row-mount capability for all Softlite™ III configurations.

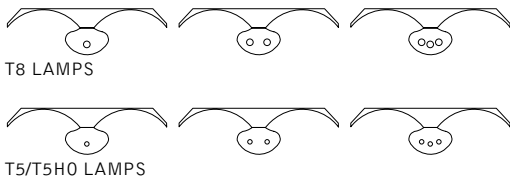
Diffuser assembly is retained by self-aligning torsion springs and pulls down for easy relamping.

Softlite™ III provides high angle uniform distribution ideal for general illumination.

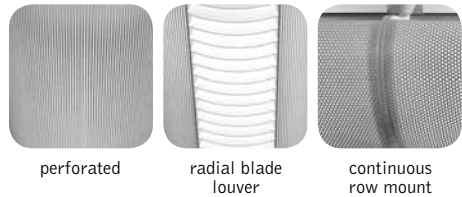
dimensional data




lamping options



shielding options & details

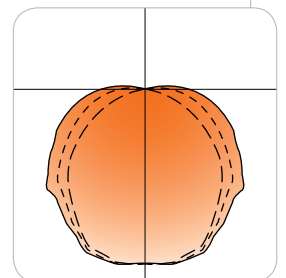


companion luminaire



performance

3-Lamp T8
73% Efficiency
1866 cd @ 0°



Visit focalpointlights.com for complete photometric data.

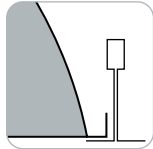
fixture:

project:

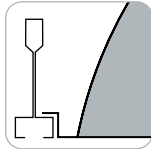
mounting information

grid

specify "G" for flat 9/16" and 15/16" tee or "ST" for 9/16" slot tee grid types.



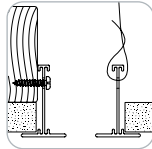
"G" flat tee



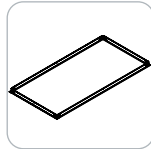
"ST" slot tee

drywall frame kit

specify "DF" Drywall Frame Kit for drywall ceiling conditions.



Use tie-wire or screws to secure frame kit.



cut out dimensions:
2': Min: 24.25"
Max: 24.563"
4': Min: 48.25"
Max: 48.563"

specifications

construction

One-piece 20 Ga. steel reflector and housing.
Die-cast aluminum end caps support perforated lamp shield.
Optional radial blade louver: .75"H x 1" frequency fabricated of 20 Ga. steel with acrylic lens insert.
Bottom and top access 20 Ga. steel ballast compartment.

weight: 28 lbs

optic

20 Ga. steel reflector finished in Matte Satin White powder coat.
Lamps are shielded by detachable 22 Ga. steel perforated lamp shield with acrylic lens insert.

electrical

Electronic ballasts are thermally protected and have a Class "P" rating.
Optional dimming ballasts available.
Consult factory for dimming specifications and availability.
UL and cUL listed.

finish

Polyester powder coat applied over a 5-stage pre-treatment.

ordering

luminaire series	Softlite III	FS3	<u>FS3</u>
nominal size	2' x 4'	24	<u>24</u>
distribution	Bi-Directional	B	<u>B</u>
lamp quantity	One Lamp	1	_____
	Two Lamps	2	_____
	Three Lamps	3	_____
lamp type	T8	T8	_____
	T5	T5	_____
	T5H0	T5H0	_____
ballast	Electronic Instant Start <20% THD (T8 only)	E	_____
	Electronic Program Start <10% THD	S	_____
	Electronic Dimming Ballast*	D	_____
voltage	120 Volt	120	_____
	277 Volt	277	_____
	347 Volt	347	_____
mounting	Grid	G	_____
	Slot Tee	ST	_____
	("ST" must be indicated for slot tee application. "G" luminaires are not compatible with slot tee ceiling systems.)		
shielding	Perforated Shield	PS	_____
	Radial Blade Louver	RLP	_____
factory options	Chicago Plenum	CP	_____
	Drywall Frame Kit	DF	_____
	(Cut out dimensions: Min:24.25"/Max: 24.563" Min: 48.25"/Max 48.563")		
	Emergency Battery Pack*	EM	_____
	Earthquake Clips	EQ	_____
	HLR/GLR Fuse	FU	_____
	Flex Whip*	FW	_____
	Include 3000K Lamp*	L830	_____
	Include 3500K Lamp*	L835	_____
	Include 4100K Lamp*	L841	_____
	Separate Circuit*	SC	_____
	Separate Circuit Tandem*	SCT	_____
	Labor Saving Master Satellite*	LS	_____
	Ballast Saving Tandem*	BST	_____
	Lutron™ Sensor Feed* (EcoSystem ballast required)	SF	_____
finish			<u>WH</u>
	Matte Satin White	WH	_____

* for more information see Reference section.